

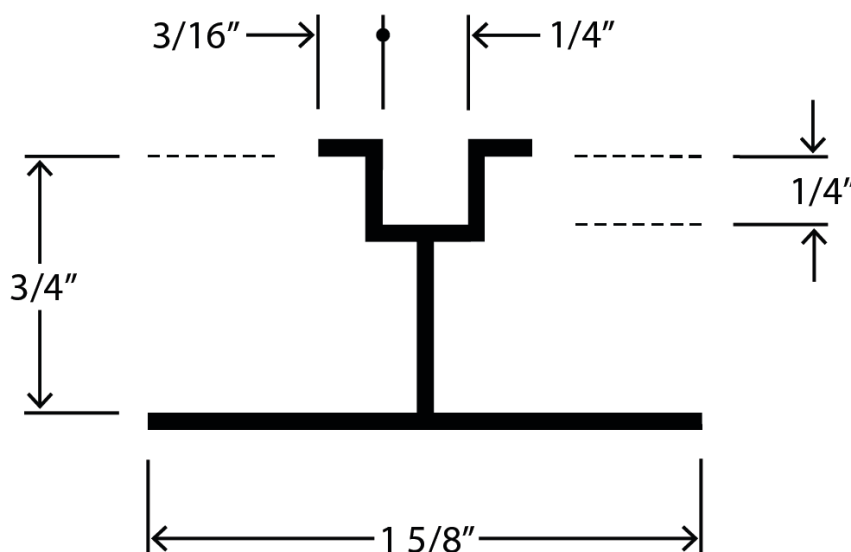
PLASTER CONTROL JOINT

TRIM PURPOSE

- Creates a $\frac{1}{4}$ " aesthetic reveal that breaks up a plaster/stucco wall by creating horizontal and vertical lines
- Much like Plaster Channel Screeds but have a small $\frac{1}{4}$ " depth

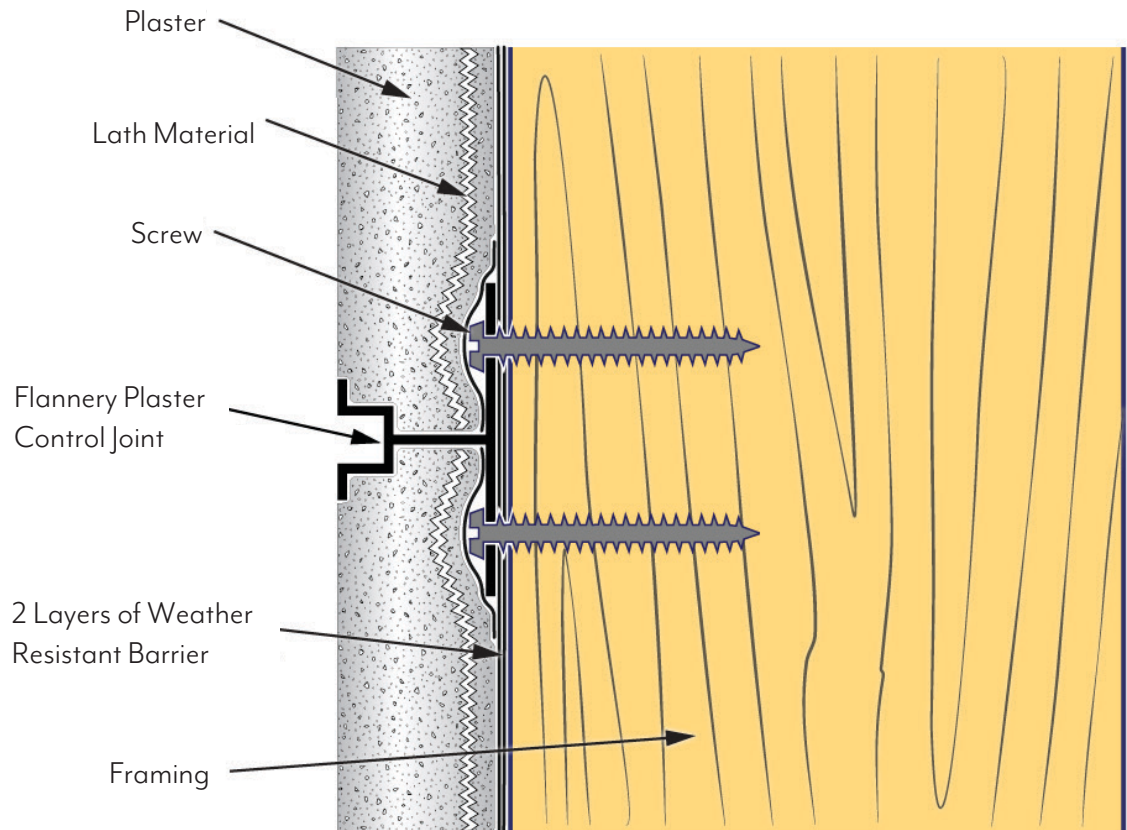
SPECIFICATIONS

- Standard extruded aluminum alloy 6063 T5
- Typical .050" nominal wall thickness or greater
- Come in 10 foot lengths
- Stocked as Clear Anodized and Mill Finish (for field painting or priming)
- Chem-film, other factory finishes and custom paint are available
- Can be bent into corners, intersections and radius (but will be considered a custom part)

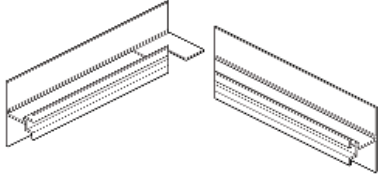


PART NO.	STUCCO THICKNESS
PCS 75-25-25	7/8"

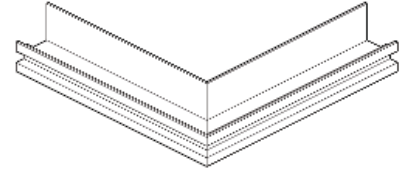
INSTALLATION DETAILS



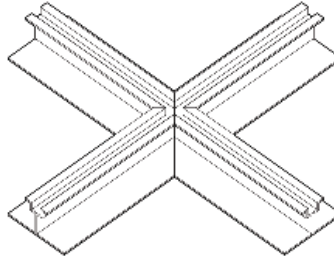
INSIDE AND OUTSIDE CORNERS AND INTERSECTIONS



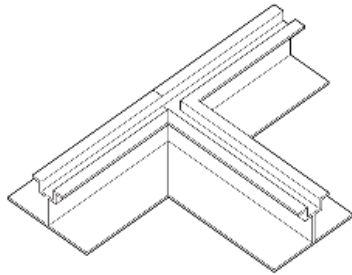
Inside Corner



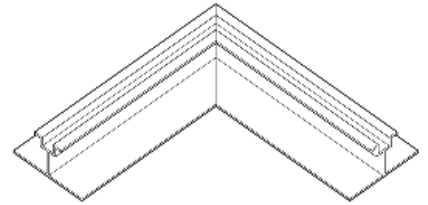
Outside Corner



4-Way Intersection



3-Way Tee Intersection




90 Degree Intersection


FACTORY BENT RADIUS



Curves - Inside/Outside



Arch



Reverse Arch