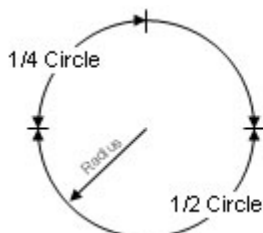
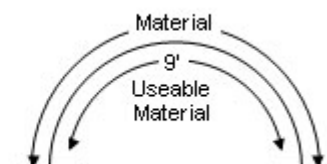


Acoustical Ceiling Cloud Edge (ACCE) Radius Form-



Processing of a radius shape begins with a 100" length of material; the final part provides the installer with 9'0" of useable material.



Company Name: _____

P.O. #: _____

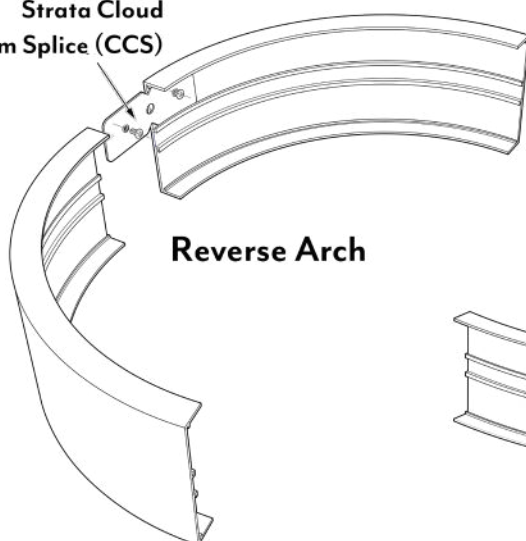
Contractor: _____

Job Name: _____

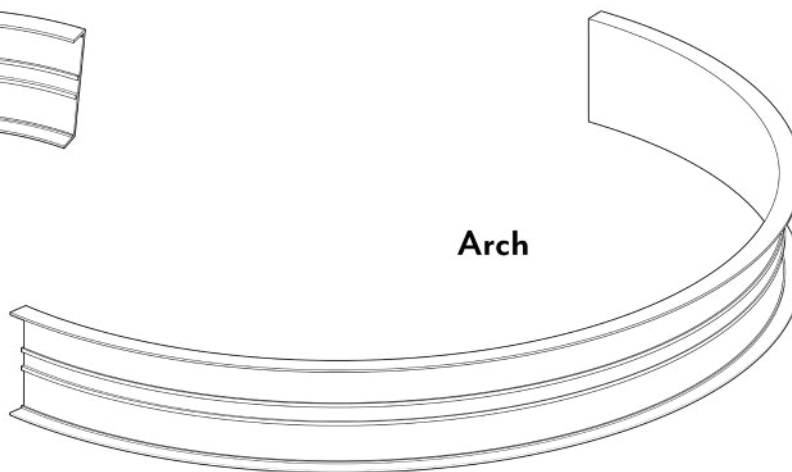
Part #	# of Pieces	Direction of Bend	Radius Size*
1.			
2.			
3.			
4.			
5.			

* Please indicate to what point on the trim the Radius is to.

Strata Cloud
Trim Splice (CCS)



Reverse Arch



Arch