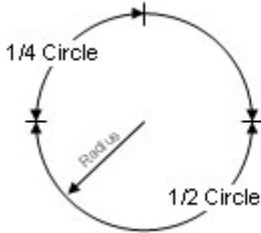


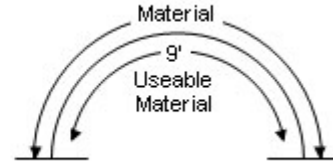


Plaster Corner Mold (PCM) Radius Form-



Processing of a radius shape begins with a 100" length of material; the final part provides the installer with 90" of useable material.

Please indicate:
1/4 circle, 1/2 circle, or full circle



Company Name: _____

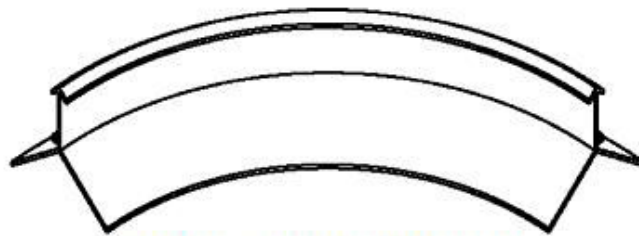
P.O. #: _____

Contractor: _____

Job Name: _____

Part #	# of Pieces	Direction of Bend	Radius Size*
1.			
2.			
3.			
4.			
5.			

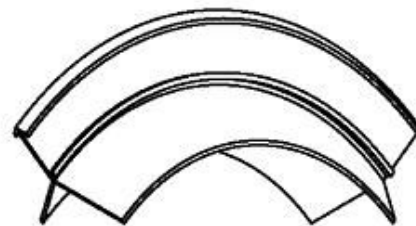
***Please indicate to what point on the trim the Radius is to.**



Curves- Inside/Outside



Arch



Reverse Arch