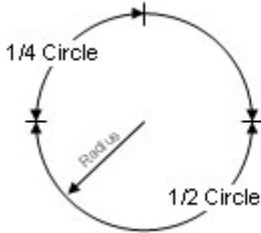


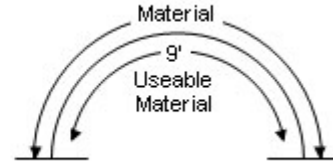


**Plaster X Corner Mold (XPM) Radius Form-**



Processing of a radius shape begins with a 100" length of material; the final part provides the installer with 9'0" of useable material.

Please indicate:  
1/4 circle, 1/2 circle, or full circle



Company Name: \_\_\_\_\_


P.O. #: \_\_\_\_\_

Contractor: \_\_\_\_\_

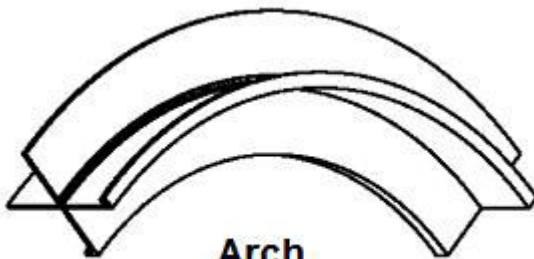
Job Name: \_\_\_\_\_

Part #	# of Pieces	Direction of Bend	Radius Size*
1.			
2.			
3.			
4.			
5.			

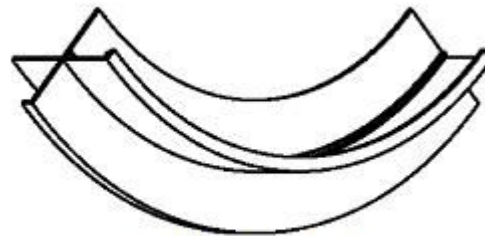
**\*Please indicate to what point on the trim the Radius is to.**



**Curves- Inside/Outside**



**Arch**



**Reverse Arch**