



## Drywall Reveal Corners and Intersections Form-

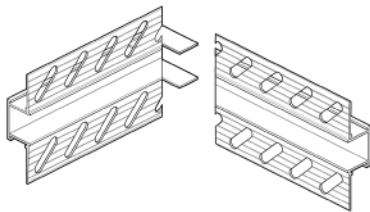
Company Name: \_\_\_\_\_

P.O. #: \_\_\_\_\_

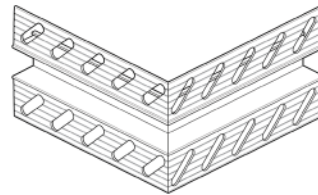
Contractor: \_\_\_\_\_

Job Name: \_\_\_\_\_

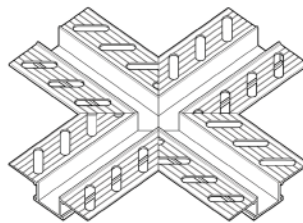
Part #	# of Pieces	Indicate Corner or Intersection Type
1.		
2.		
3.		
4.		
5.		
6.		
7.		
8.		



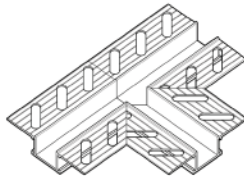
Inside Corner



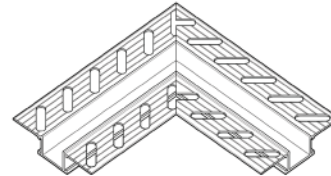
Outside Corner



4-Way Tee Intersection  
( Mitered or Notched )



3-Way Tee Intersection



90° Intersection